

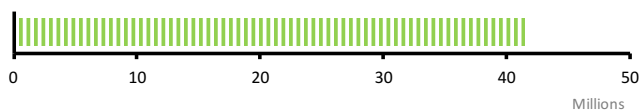
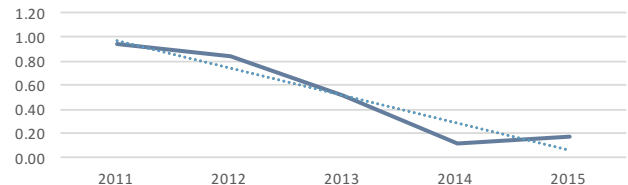
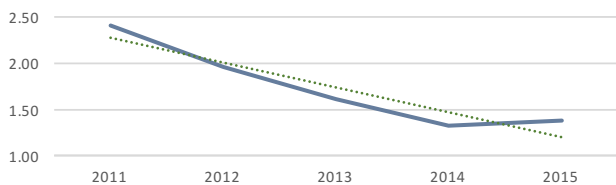
BALANCE SHEET

FY2015

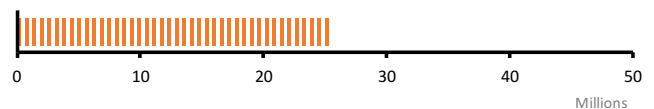
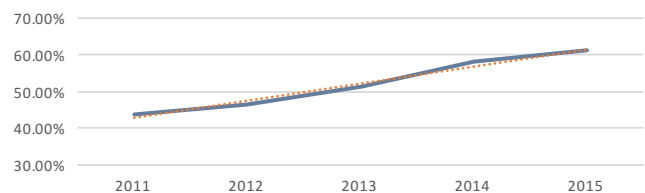
LSU of Alexandria

QUICK RATIO 1.38
CURRENT RATIO 1.38

WORKING CAPITAL \$2,623,827.00
CASH RATIO 0.16



DEBT RATIO 0.61



ASSETS

CURRENT ASSETS

Cash and cash equivalents	\$480,453.00
Short-term investments	\$152,165.00
Accounts receivable	\$8,347,556.00
Inventories	\$412.00
Deferred income taxes	\$0.00
Prepaid expenses and other current assets	\$583,539.00
TOTAL CURRENT ASSETS	\$9,564,125.00

OTHER ASSETS

Cash and Cash Equivalents	\$659,400.00
Less accumulated depreciation	\$0.00
Property, plant, and equipment (net)	\$28,540,329.00
Long-term cash investments	\$2,593,262.00
Equity investments	\$0.00
Deferred income taxes	\$0.00
Other assets	\$0.00
TOTAL OTHER ASSETS	\$31,792,991.00

TOTAL ASSETS \$41,357,116.00

LIABILITIES

CURRENT LIABILITIES

Bonds payable and current portion long-term debt	\$100,000.00
Accounts payable and accrued expenses	\$192,292.00
Unearned Revenues	\$5,948,406.00
Held in Custody/Other	\$699,600.00
TOTAL CURRENT LIABILITIES	\$6,940,298.00

OTHER LIABILITIES

Compensated Absences	\$720,528.00
OPEB Payable	\$14,167,510.00
Bonds Payable	\$3,500,000.00
Other	\$0.00
TOTAL OTHER LIABILITIES	\$18,388,038.00

TOTAL LIABILITIES \$25,328,336.00